



HARRY HERSBACH
TOOLS BV

specialist in machining tools

20
23



COMBIDEX[®]

solid solutions to improve your business

TURNING TOOLS

THREADING

MILLING

THREAD MILLING

TURNING

DRILLING

GROOVING & PARTING

	Page
Positive Turning Inserts CA(P)	
CCGT	3
DCGT	3
SCGT	4
TCGT	4
VCGT	4
Negative Turning Inserts HA(P)	
CNMG	5
DNMG	5
SNMG	5
TNMG	6
WNMG	6
Positive External Toolholders	
SCLCR/L	7
SDJCR/L	7
SDNCN	8
SSSCR/L	9
STFCR/L	8
STGCR/L	8
SVJCR/L	9
SVVCN	9
Negative External Toolholders	
PCLNR/L	10
PDJNR/L	10
PSSNR/L	11
PTGNR/L	11
PWLNLR/L	12
Positive Internal Toolholders	
S...SCLCR/L	13
A...SCLCR/L (Internal Coolant)	13
E...SCLCR/L (Solid Carbide Int. Coolant)	14
S...SDQCR/L	15
A...SDQCR/L (Internal Coolant)	15
E...SDQCR/L (Solid Carbide Int. Coolant)	16
S...SDUCR/L	17
A...SDUCR/L (Internal Coolant)	17
E...SDUCR/L (Solid Carbide Int. Coolant)	18
S...STFCR/L	19
E...STFCR/L (Solid Carbide Int. Coolant)	19
A...SVQCR/L	20
A...SVUCR/L	20
Negative Internal Toolholders	
S...PCLNR/L	21
S...PDUNR/L	21
S...PSKNR/L	22
S...PTFNR/L	22
S...PWLNR/L	22
Cutting Conditions	23

Turning Inserts - Positive



CCGT

CAP K10 = Polished
CA PA40 = Coated

In Stock = ●
On Request = -

Ordering code	l	d	t	r	d1	K10	PA40	●/-
CCGT 060202	6.5	6.35	2.38	0.2	2.8	CAP	CA	● ●
CCGT 060204	↓	↓	↓	0.4	↓	CAP	CA	● ●
CCGT 060208	↓	↓	↓	0.8	↓	CAP	CA	● ●
CCGT 09T302	9.7	9.525	3.97	0.2	4.4	CAP	CA	● ●
CCGT 09T304	↓	↓	↓	0.4	↓	CAP	CA	● ●
CCGT 09T308	↓	↓	↓	0.8	↓	CAP	CA	● ●
CCGT 120402	12,9	12.7	4,76	0.2	5.5	CAP	CA	● ●
CCGT 120404	↓	↓	↓	0.4	↓	CAP	CA	● ●
CCGT 120408	↓	↓	↓	0.8	↓	CAP	CA	● ●

Turning Inserts - Positive



DCGT

CAP K10 = Polished
CA PA40 = Coated

In Stock = ●
On Request = -

Ordering code	l	d	t	r	d1	K10	PA40	●/-
DCGT 070202	7,8	6.35	2.38	0.2	2.8	CAP	CA	● ●
DCGT 070204	↓	↓	↓	0,4	↓	CAP	CA	● ●
DCGT 070208	↓	↓	↓	0,8	↓	CAP	CA	● ●
DCGT 11T302	11.6	9.525	3.97	0,2	4.4	CAP	CA	● ●
DCGT 11T304	↓	↓	↓	0.4	↓	CAP	CA	● ●
DCGT 11T308	↓	↓	↓	0.8	↓	CAP	CA	● ●
DCGT 11T312	↓	↓	↓	1.2	↓	CAP	CA	● ●

Turning Inserts - Positive

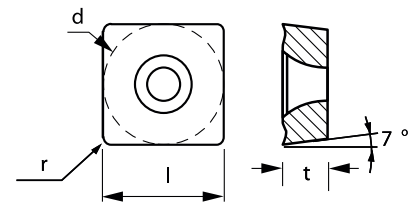
SCGT

CAP K10 = Polished

CA PA40 = Coated

In Stock = ●

On Request = -



Ordering code	l	d	t	r	d1	K10	PA40	●/-
SCGT 09T304	9,52	9,52	3,97	0.4		CAP	CA	● ●
SCGT 09T308	↓	↓	↓	0.8		CAP	CA	● -
SCGT 120404	12,70	12,70	4,76	0.4		CAP	CA	- -
SCGT 120408	↓	↓	↓	0.4		CAP	CA	● -

Turning Inserts - Positive

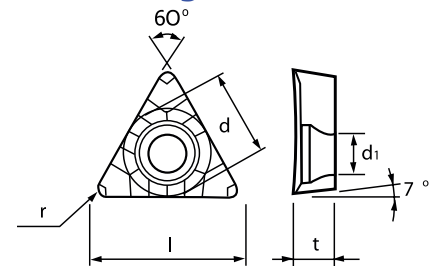
TCGT

CAP K10 = Polished

CA PA40 = Coated

In Stock = ●

On Request = -



Ordering code	l	d	t	r	d1	K10	PA40	●/-
TCGT 110202	11.0	6.35	2.38	0.2	2.8	CAP	CA	● ●
TCGT 110204	↓	↓	↓	0.4	↓	CAP	CA	● ●
TCGT 110208	↓	↓	↓	0.8	↓	CAP	CA	● ●
TCGT 16T302	16.5	9.525	3.97	0.2	4.4	CAP	CA	● ●
TCGT 16T304	↓	↓	↓	0.4	↓	CAP	CA	● ●
TCGT 16T308	↓	↓	↓	0.8	↓	CAP	CA	● ●

Turning Inserts - Positive

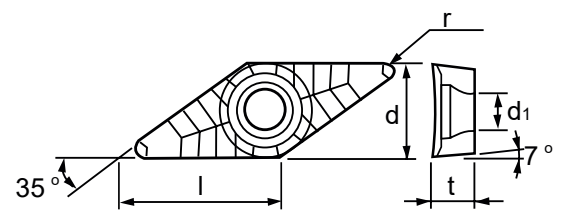
VCGT

CAP K10 = Polished

CA PA40 = Coated

In Stock = ●

On Request = -



Ordering code	l	d	t	r	d1	K10	PA40	●/-
VCGT 110302	11.0	6.35	3.18	0.2	2.8	CAP	CA	● ●
VCGT 110304	↓	↓	↓	0.4	↓	CAP	CA	● ●
VCGT 110308	↓	↓	↓	0.8	↓	CAP	CA	● ●
VCGT 130302	13.8	7.94	3.18	0.2	3.4	CAP	CA	● ●
VCGT 130304	↓	↓	↓	0.4	↓	CAP	CA	● ●
VCGT 160402	16.5	9.525	4.76	0.2	4.4	CAP	CA	● ●
VCGT 160404	↓	↓	↓	0.4	↓	CAP	CA	● ●
VCGT 160408	↓	↓	↓	0.8	↓	CAP	CA	● ●
VCGT 160412	↓	↓	↓	1.2	↓	CAP	CA	● ●
VCGT 220530	22.1	12.7	5.56	3.0	5.6	CAP	CA	● -

Turning Inserts - Negative

CNMG

HAP K10 = Polished

In Stock = ●

On Request = -

Ordering code	l	d	t	r	d1	K10	●/-
CNMG 120404	12.9	12.7	4.76	0.4	5.16	HAP	● ●
CNMG 120408	↓	↓	↓	0.8	↓	HAP	● ●
CNMG 120412	↓	↓	↓	1.2	↓	HAP	● ●

Turning Inserts - Negative

DNMG

HAP K10 = Polished

In Stock = ●

On Request = -

Ordering code	l	d	t	r	d1	K10	●/-
DNMG 150604	15,5	12.7	6.35	0.4	5.16	HAP	● ●
DNMG 150608	↓	↓	↓	0,8	↓	HAP	● ●

Turning Inserts - Negative

SNMG

HAP K10 = Polished

In Stock = ●

On Request = -

Ordering code	l	d	t	r	d1	K10	●/-
SNMG 120404	12.7	12.7	4.76	0.4	5.16	HAP	●
SNMG 120408	↓	↓	↓	0.8	↓	HAP	●

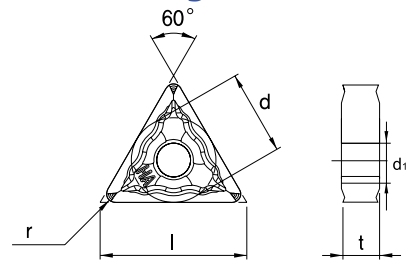
Turning Inserts - Negative

TNMG

HAP K10 = Polished

In Stock = ●

On Request = -



Ordering code	l	d	t	r	d1	K10	●/-
TNMG 160404	16.5	9.525	4.76	0.4	3.8	HAP	● ●
TNMG 160408	↓	↓	↓	0.8	↓	HAP	● ●

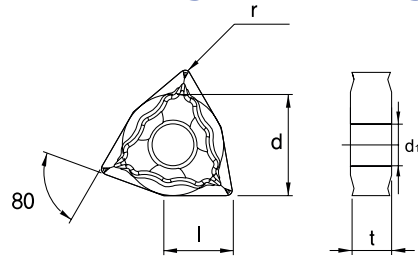
Turning Inserts - Negative

WNMG

HAP K10 = Polished

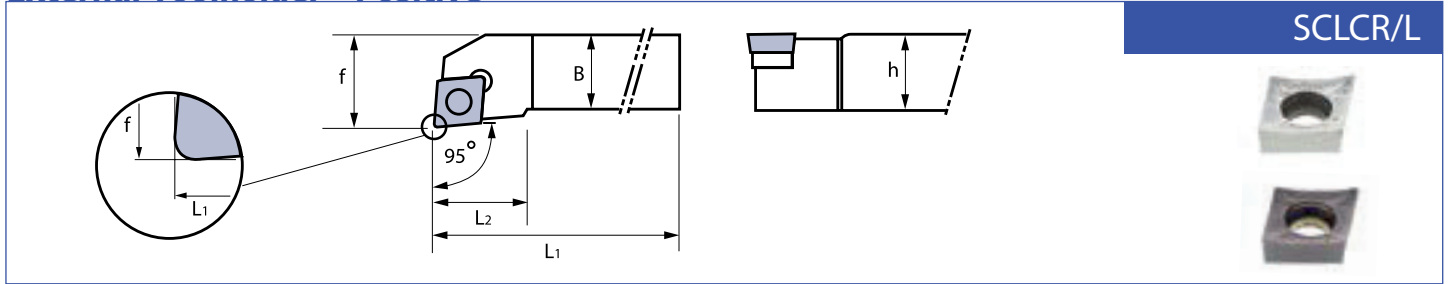
In Stock = ●

On Request = -



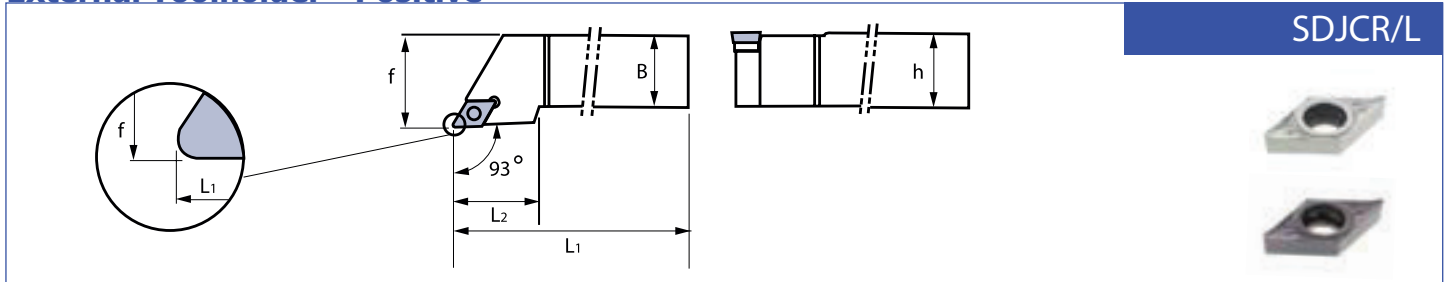
Ordering code	l	d	t	r	d1	K10	●/-
WNMG 060404	6.52	9.525	4.76	0.4	3.81	HAP	● ●
WNMG 060408	↓	↓	↓	0.8	↓	HAP	● ●
WNMG 080404	8.7	12.7	4.76	0.4	5.16	HAP	● ●
WNMG 080408	↓	↓	↓	0.8	↓	HAP	● ●

External Toolholder - Positive



Ordering code	h	b	L1	L2	f	Insert				
SCLCR/L 0808 D06	8	8	60	10	10	CCGT 0602...	-	-	FTKA 02565	CT08
SCLCR/L 1010.E06	10	10	70	10	12	↓	-	-	↓	↓
SCLCR/L 1212 F09	12	12	80	15	16	CCGT 09T3...	-	-	FTGA 03508	CT15
SCLCR/L 1616 H09	16	16	100	15	20	↓	-	-	↓	↓
SCLCR/L 2020 K09	20	20	125	17	25	↓	-	-	↓	↓
SCLCR/L 2020 K12	20	20	125	20	25	CCGT 12...	SC42S	SHXN 0610 F	FTGA 0411 F	CT20
SCLCR/L 2525.M12	25	25	150	21	32	↓	↓	↓	↓	↓

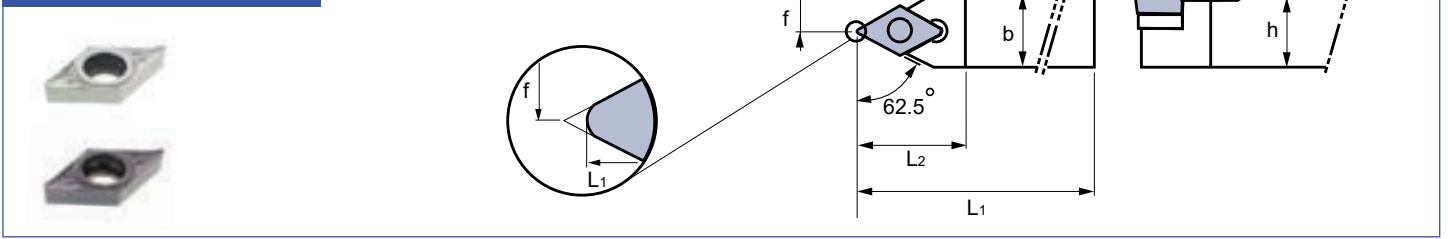
External Toolholder - Positive



Ordering code	h	b	L1	L2	f	Insert				
SDJCR/L 0808 D07	8	8	60	14	10	DCGT 0702...	-	-	FTKA 02565	CT 08
SDJCR/L 1010 E07	10	10	70	14	12	↓	-	-	↓	↓
SDJCR/L 1212 E07	12	12	80	14	16	↓	-	-	↓	↓
SDJCR/L 1212 F11	12	12	80	21	16	DCGT 11T3...	-	-	FTGA 03508	CT 15
SDJCR/L 1616 H11	16	16	100	21	20	↓	-	-	↓	↓
SDJCR/L 2020 K11	20	20	125	22	25	↓	SD32S	SHXN 0509 F	FTGA 03512	↓
SDJCR/L 2525 M11	25	25	150	24	32	↓	↓	↓	↓	↓

External Toolholder

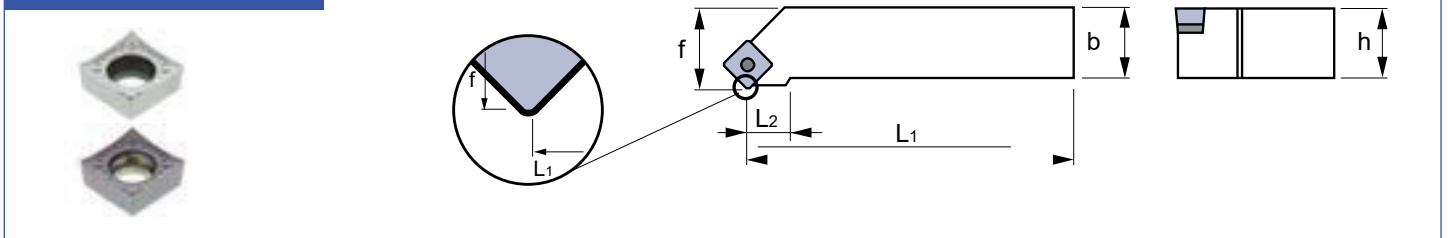
SDNCN



Ordering code	h	b	L1	L2	f	Insert				
SDNCN 0808 D07	8	8	60	9	4,0	DCGT 0702...	-	-	FTKA 02565	CT 08
SDNCN 1010 E07	10	10	70	11	5,0		-	-		
SDNCN 1212 F07	12	12	80	13	6,0		-	-		
SDNCN 1212 F11	12	12	80	12	6,0	DCGT 11T3...	-	-	FTGA 03508	CT 15
SDNCN 1616 H11	16	16	100	16	8,0		-	-		
SDNCN 2020 K11	20	20	125	20	10,0	DCGT 11T3...	SD 32 S	SHXN 0509 F	FTGA 03512	
SDNCN 2525 M11	25	25	150	25	12,5					

External Toolholder

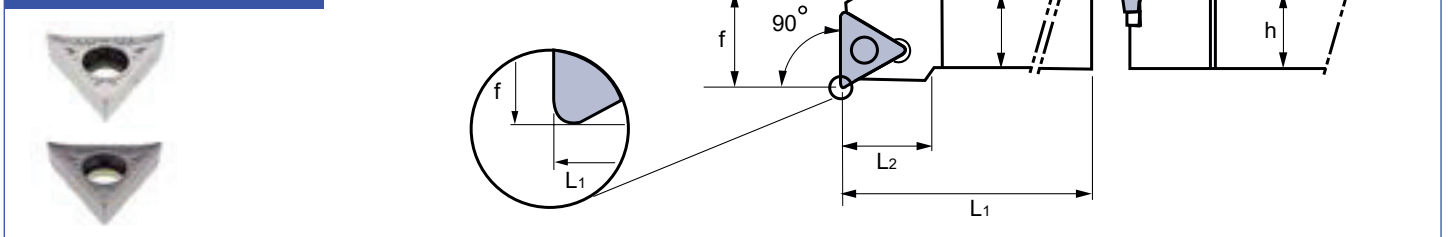
SSSCR/L



Ordering code	h	b	L1	L2	f	Insert				
SSSCR/L 1212 F09	12	12	80	20	16	SC.. 09T3..	-	-	FTGA 0411F	CT20
SSSCR/L 1616 H09	16	16	100	22	20		-	-		
SSSCR/L 2020 K12	20	20	125	25	25	SC.. 1204..	SS42	SHXN 0610F		
SSSCR/L 2525 M12	25	25	150	28	32					

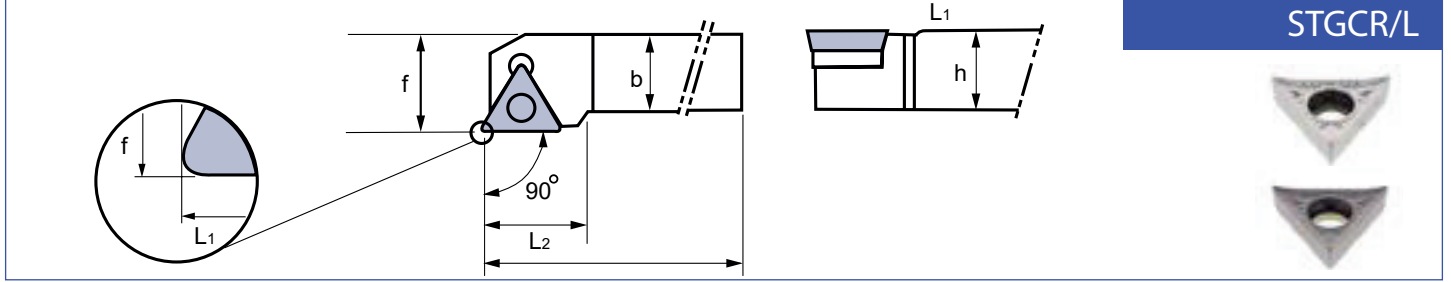
External Toolholder





STFCR/L



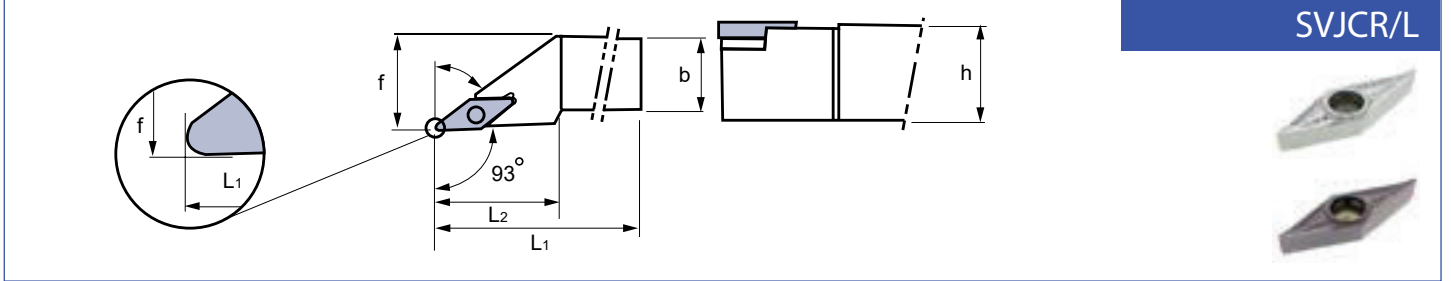
Ordering code	h	b	L1	L2	f	Insert				
STFCR/L 1212 F11	12	12	80	18	16	TCGT 1102...	-	-	FTKA 02565	CT 08
STFCR/L 1616 H11	16	16	100	22	20		-	-		
STFCR/L 2020 K16	20	20	125	22	25	TCGT 16T3...	ST 32 S	SHXN 0509 F	FTGA 03512	CT 15
STFCR/L 2525 M16	25	25	150	22	32					





External Toolholder



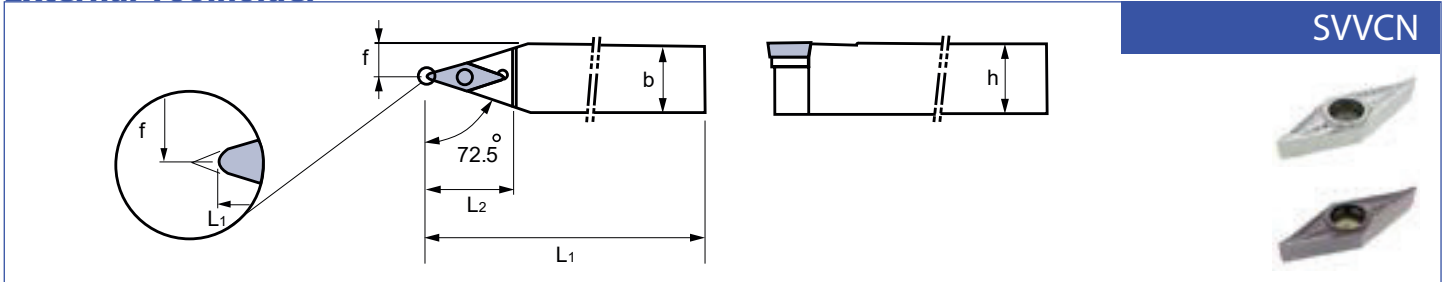
Ordering code	h	b	L1	L2	f	Insert				
STGCR/L 1212 F11	12	12	80	18	16	TCGT 1102...	-	-	FTKA 02565	CT 08
STGCR/L 1616 H11	16	16	100	22	20		-	-		
STGCR/L 2020 K16	20	20	125	22	25	TCGT 16T3...	ST 32 S	SHXN 0509F	FTGA 03512	CT 15
STGCR/L 2525 M16	25	25	150	22	32					





External Toolholder



Ordering code	h	b	L1	L2	f	Insert				
SVJCR/L 1212 F11	12	12	80	24	16	VCGT 1103...	-	-	FTKA 02565	CT 08
SVJCR/L 1616 H11	16	16	100	24	20		-	-		
SVJCR/L 2020 K11	20	20	125	24	25		-	-		
SVJCR/L 2525 M11	25	25	150	27	32		-	-		
SVJCR/L 2020 K16	20	20	125	30	25	VCGT 1604...	SV 32 S	SHXN 0509 F	FTGA 03512	CT 15
SVJCR/L 2525 M16	25	25	150	33	32					
SVJCR/L 3225 P16	32	25	170	41	32					

External Toolholder



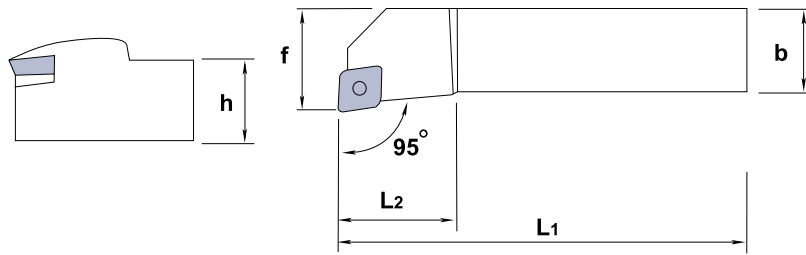
Ordering code	h	b	L1	L2	f	Insert				
SVVCN 1212 F11	12	12	80	26	8	VCGT 1103...	-	-	FTKA 02565	CT 08
SVVCN 1616 H11	16	16	100	26	8		-	-		
SVVCN 2020 K11	20	20	125	32	10		-	-		
SVVCN 2525 M11	25	25	150	40	12,5		-	-		
SVVCN 2020 K16	20	20	125	34	10	VCGT 1604...	SV 32 S	SHXN 0509 F	FTGA 03512	CT 15
SVVCN 2525 M16	25	25	150	42	12,5					
SVVCN 3225 P16	32	25	170	42	12,5					

External Toolholder

PCLNR/L



In Stock = ●



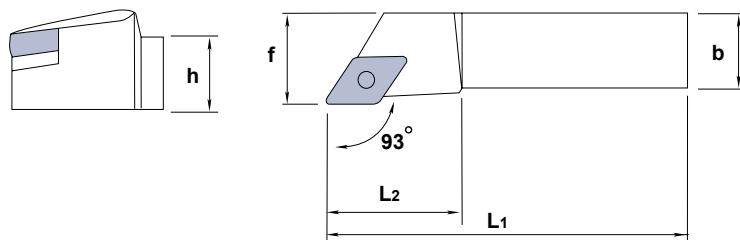
Ordering code	h	b	L1	L2	f	Insert					
PCLNR/L 1616 H12	16	16	100	26	20	CNMM/G 1204..	●	●	●	●	●
PCLNR/L 2020 K12	20	20	125	28	25		●	●	●	●	●
PCLNR/L 2525 M12	25	25	150	28	32		●	●	●	●	●
PCLNR/L 3225 P12	32	25	170	28	32		●	●	●	●	●
PCLNR/L 3232 P12	32	32	170	28	40		●	●	●	●	●
PCLNR/L 2525 M16	25	25	150	34	32	CNMM/G 1606..	●	●	●	●	●
PCLNR/L 3225 P16	32	25	170	34	32		●	●	●	●	●
PCLNR/L 3232 P16	32	32	170	34	40		●	●	●	●	●
PCLNR/L 4040 S16	40	40	250	34	50		●	●	●	●	●
PCLNR/L 2525 M19	25	25	150	42	32	CNMM/G 1906..	●	●	●	●	●
PCLNR/L 3225 P19	32	25	170	42	32		●	●	●	●	●
PCLNR/L 3232 P19	32	32	170	42	40		●	●	●	●	●
PCLNR/L 4040 S19	40	40	250	43	50		●	●	●	●	●
PCLNR/L 4040 S25	40	40	250	45	50	CNMM/G 2507..	●	●	●	●	●
PCLNR/L 5050 T25	50	50	300	45	60		●	●	●	●	●

External Toolholder

PDJNR/L



In Stock = ●



Ordering code	h	b	L1	L2	f	Insert					
PDJNR/L 1616 H11	16	16	100	28	20	DNMG 1104..	●	●	●	●	●
PDJNR/L 2020 K11	20	20	125	28	25		●	●	●	●	●
PDJNR/L 2525 M11	25	25	150	28	32		●	●	●	●	●
PDJNR/L 3225 P11	32	25	170	28	32		●	●	●	●	●
PDJNR/L 2020 K15	20	20	125	34	25	DNMM/G 1506..	●	●	●	●	●
PDJNR/L 2525 M15	25	25	150	34	32		●	●	●	●	●
PDJNR/L 3225 P15	32	25	170	34	32		●	●	●	●	●
PDJNR/L 3232 P15	32	32	170	34	40		●	●	●	●	●
PDJNR/L 4025 R15	40	25	200	34	32		●	●	●	●	●
PDJNR/L 5032 S15	50	32	250	34	40		●	●	●	●	●

External Toolholder

PSSNR/L

In Stock = ●

Ordering code	h	b	L1	L2	f	Insert					
PSSNR/L 2020 K12	20	20	125	28	25	SNMM/G 1204..	●	●	●	●	●
PSSNR/L 2525 M12	25	25	150	28	32		●	●	●	●	●
PSSNR/L 3225 P12	32	25	170	28	32		●	●	●	●	●
PSSNR/L 2525 M15	25	25	150	34	32	SNMM/G 1506..	●	●	●	●	●
PSSNR/L 3232 P15	32	32	170	34	40		●	●	●	●	●
PSSNR/L 3232 P19	32	32	170	42	40	SNMM/G 1906..	●	●	●	●	●
PSSNR/L 4040 S19	40	40	250	45	50		●	●	●	●	●
PSSNR/L 5050 T19	50	50	300	45	60		●	●	●	●	●
PSSNR/L 4040 S25	40	40	250	45	50	SNMM/G 2507..	●	●	●	●	●
PSSNR/L 5050 T25	50	50	300	45	60		●	●	●	●	●

External Toolholder

PTGNR/L

In Stock = ●

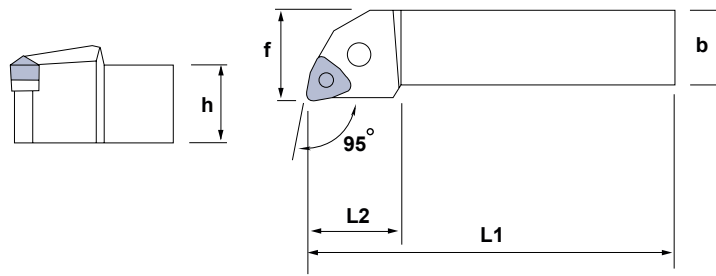
Ordering code	h	b	L1	L2	f	Insert					
PTGNR/L 1616 H16	100	22	20	16	16	TNMM/G 1604..	●	●	●	●	●
PTGNR/L 2020 K16	125	22	25	20	20		●	●	●	●	●
PTGNR/L 2525 M16	150	22	32	25	25		●	●	●	●	●
PTGNR/L 3225 P16	170	22	32	32	25		●	●	●	●	●
PTGNR/L 2525 M22	150	28	32	25	25	TNMM/G 2204..	●	●	●	●	●
PTGNR/L 3225 P22	170	28	32	32	25		●	●	●	●	●
PTGNR/L 3232 P22	170	28	40	32	32		●	●	●	●	●
PTGNR/L 4040 S22	250	34	50	40	40		●	●	●	●	●
PTGNR/L 3232 P27	170	42	40	32	32	TNMM/G 2706..	●	●	●	●	●
PTGNR/L 4040 S27	250	45	50	40	40		●	●	●	●	●






External Toolholder

PWLNR/L




In Stock = ●



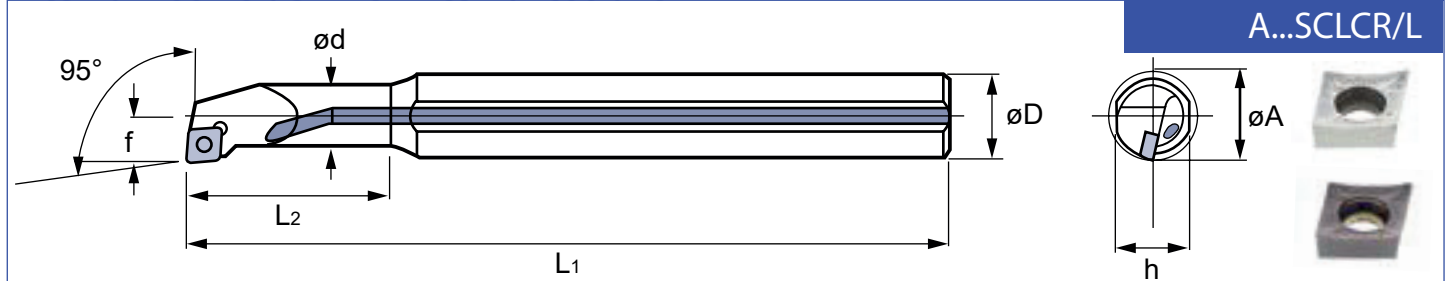
Ordering code	h	b	L1	L2	f	Insert					
PWLNR/L 1616 H06	16	16	100	15	20	WNMG 0604..	●	●	●	●	●
PWLNR/L 2020 K06	20	20	125	25	25		●	●	●	●	●
PWLNR/L 2525 M06	25	25	150	25	32		●	●	●	●	●
PWLNR/L 2020 K08	20	20	125	34	25	WNMM/G 0804..	●	●	●	●	●
PWLNR/L 2525 M08	25	25	150	34	32		●	●	●	●	●
PWLNR/L 3225 P08	32	25	170	34	32		●	●	●	●	●
PWLNR/L 3232 P08	32	32	170	34	40		●	●	●	●	●

Internal Toolholder



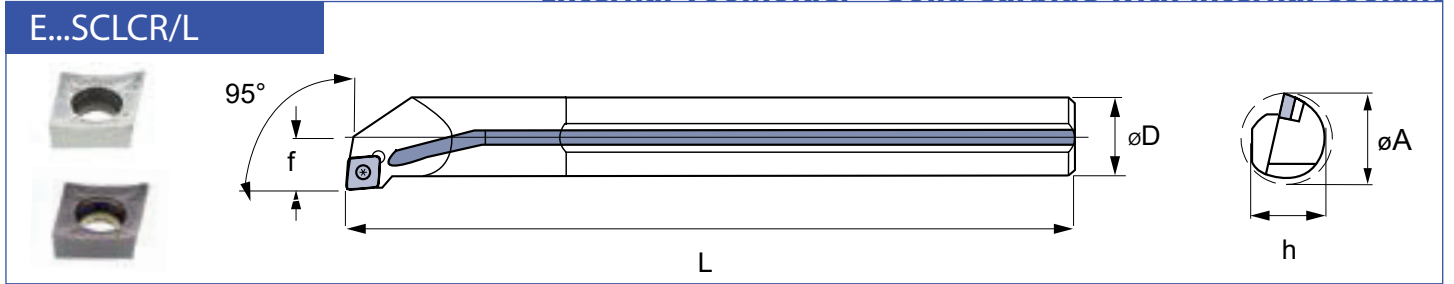
Ordering code	L1	L2	f	h	øD	øA	Insert				
S08K SCLCR/L 06	125	16	5	7	8	11	CC..T 0602..	-	-	FTGA02565	CT08
S10M SCLCR/L 06	150	25	7	9	10	13	↓	-	-	↓	↓
S12M SCLCR/L 06	150	25	9	11	12	16	↓	-	-	↓	↓
S12M SCLCR/L 09	180	25	9	11	12	16	CC..T 09T3	-	-	FTGA 03508	CT15
S16R SCLCR/L 09	200	30	11	15	16	20	↓	-	-	↓	↓
S20S SCLCR/L 09	250	35	13	18	20	24	↓	-	-	↓	↓
S25T SCLCR/L 12	300	40	17	23	25	31	CC..T 1204..	SC 42 S	SHXN 0610F	FTGA 0411 F	CT20
S32U SCLCR/L 12	350	50	22	30	32	39	↓	↓	↓	↓	↓
S40V SCLCR/L 12	400	60	27	37	40	48	↓	↓	↓	↓	↓
S50W SCLCR/L 12	450	65	35	47	50	61	↓	↓	↓	↓	↓





Internal Toolholder with internal coolant



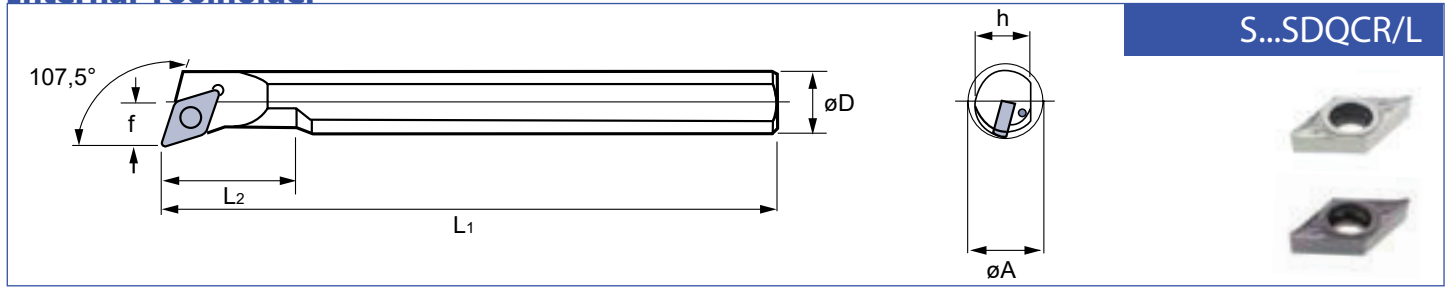
Ordering code	L1	L2	f	h	øD	ød	øA	Insert				
A0608H SCLCR/L 06	100	26	4	7	8	6	8,5	CC..T 0602...	-	-	FTKA02565	CT08
A0810J SCLCR/L 06	110	32	6	9	10	8	12	↓	-	-	↓	↓
A1012K SCLCR/L 06	125	40	7	11	12	10	14	↓	-	-	↓	↓
A1216M SCLCR/L 06	150	52	9	15	16	12	18	↓	-	-	↓	↓





Internal Toolholder - Solid Carbide with internal coolant



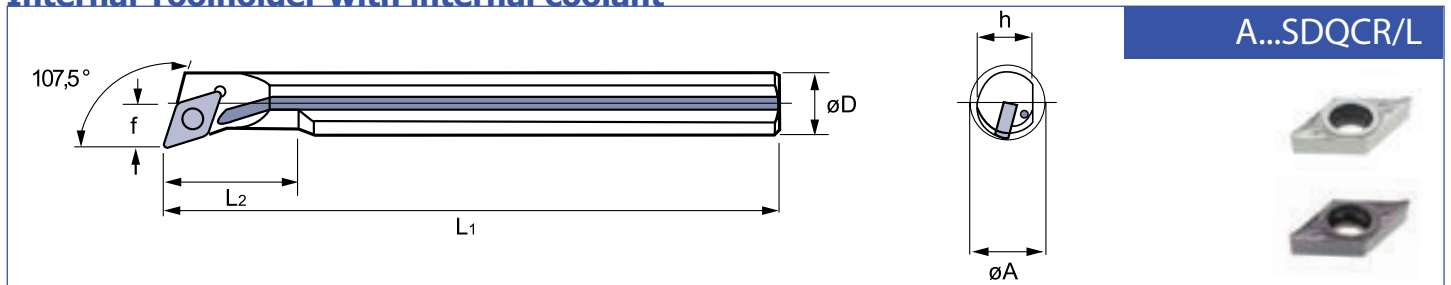
Ordering code	L	f	h	øD	øA	Insert				
E04G SCLCR/L 0305	90	2,5		4	5	CC.. T 0301	-	-	VT16032	CT06
E06J SCLCR/L 0307	110	3,5		6	7	↓	-	-	↓	↓
E08K SCLCR/L 06	125	5	7,5	8	10	CC..T 0602...	-	-	VT2506	CT08
E10M SCLCR/L 06	150	6	9,5	10	12	↓	-	-	↓	
E12Q SCLCR/L 06	180	9	11,5	12	16	↓	-	-	↓	
E12Q SCLCR/L 09	180	9	11,5	12	16	CC..T 09T3	-	-	VT35070	CT 15
E16R SCLCR/L 09	200	11	15,5	16	20	↓	-	-	VT35090	↓
E20S SCLCR/L 09	250	13	19	20	25	↓	-	-	VT35090	↓
E25T SCLCR/L 12	300	17	24	25	32	CC..T 1204	-	-	VT4511	CT 20





Internal Toolholder



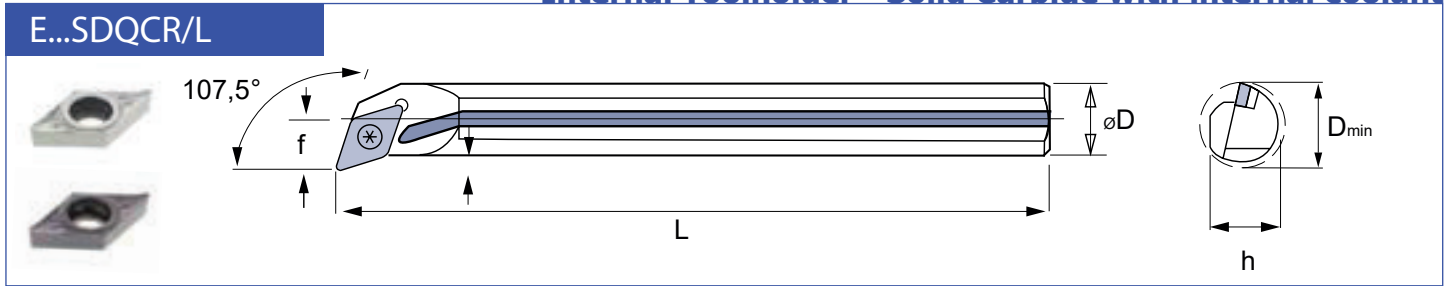
Ordering code	L ₁	L ₂	f	h	øD	øA	Insert				
S10M SDQCR/L 07	150	25	7	9	10	13	DC..T 0702	-	-	FTKA02565	CT08
S12M SDQCR/L 07	150	25	9	11	12	16	↓	-	-	↓	↓
S16R SDQCR/L 07	200	30	11	15	16	20	↓	-	-	↓	↓
S20S SDQCR/L 11	250	35	13	18	20	24	DC..T 11T3	-	-	VT 40	CT 15
S25T SDQCR/L 11	300	40	17	23	25	31	↓	-	-	↓	↓
S32U SDQCR/L 11	350	50	22	30	32	39	↓	SD32S	SHXN 0509 F	FTGA 03512	↓
S40V SDQCR/L 11	400	60	27	37	40	48	↓	-	-	↓	↓





Internal Toolholder with internal coolant



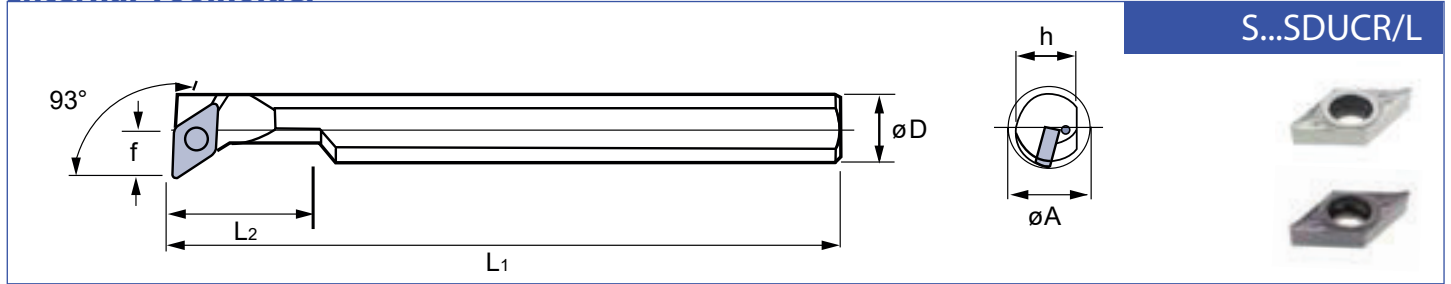
Ordering code	L ₁	L ₂	f	h	øD	øA	Insert				
A0810H SDQCR/L 07	100	22	7	9	10	12,5	DC.. T 0702..	-	-	FTKA02565	CT08
A1012K SDQCR/L 07	125	28	9	11	12	15,5	↓	-	-	↓	↓
A1216M SDQCR/L 07	150	36	11	15	16	19,5	↓	-	-	↓	↓





Internal Toolholder - Solid Carbide with internal coolant



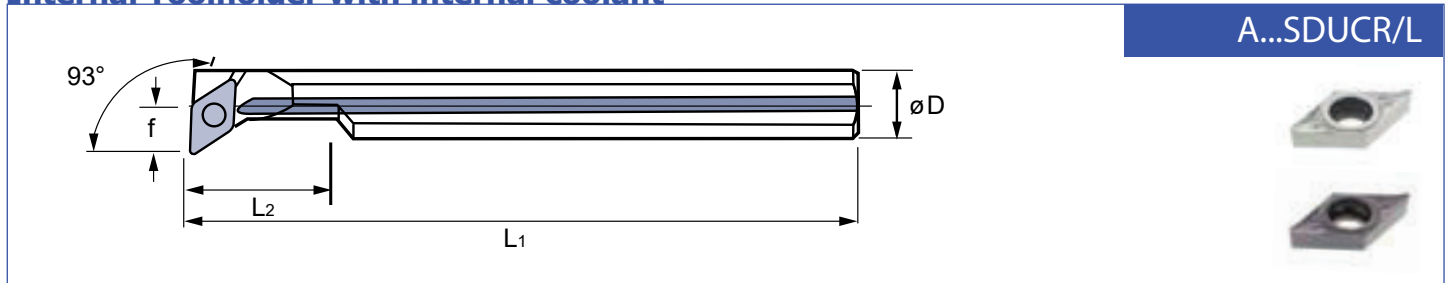
Ordering code	L	f	h	øD	øA	Insert				
E08K SDQCR/L.07	125	6	7,5	8	12	DC..T 0702	-	-	VT2506	CT08
E10M SDQCR/L 07	150	7	9,5	10	13		-	-		
E12Q SDQCR/L 07	180	9	11,5	12	16		-	-		
E16R SDQCR/L 07	200	11	15,5	16	20					
E16R SDQCR/L 11	200	11	15,5	16	20	DC..T 11T3..	-	-	VT35090	CT15
E20S SDQCR/L 11	250	13	19	20	25		-	-		
E25T SDQCR/L 11	300	17	24	25	32		-	-		





Internal Toolholder



Ordering code	L1	L2	f	h	øD	øA	Insert				
S10M SDUCR/L 07	150	25	7	9	10	13	DC.. T 0702	-	-	FTKA 02565	CT08
S12M SDUCR/L 07	150	25	9	11	13	16	↓	-	-	↓	↓
S16R SDUCR/L 07	200	30	11	15	16	20	↓	-	-	↓	↓
S20S SDUCR/L 11	250	35	13	18	20	24	DC.. T 11T3	-	-	VT 40	CT15
S25T SDUCR/L 11	300	40	17	23	25	31	↓	-	-	↓	↓
S32U SDUCR/L.11	350	50	22	30	32	39	↓	SD32S	SHXN0509	FTGA 03512	CT15
S40V SDUCR/L 11	400	60	27	37	40	48	↓	↓	↓	↓	↓

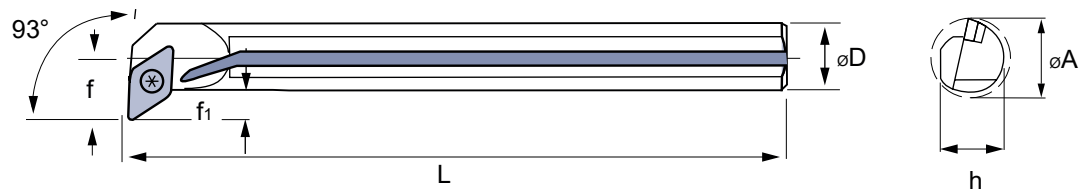

Internal Toolholder with internal coolant







Ordering code	L1	L2	f	h	øD	øA	Insert				
A0810H SDUCR/L 07	100	22	7	9	10	12,5	DC.. T 0702..	-	-	FTKA 02565	CT08
A1012K SDUCR/L 07	125	28	9	11	12	15,5	↓	-	-	↓	↓
A1216M SDUCR/L 07	150	36	11	15	16	19,5	↓	-	-	↓	↓

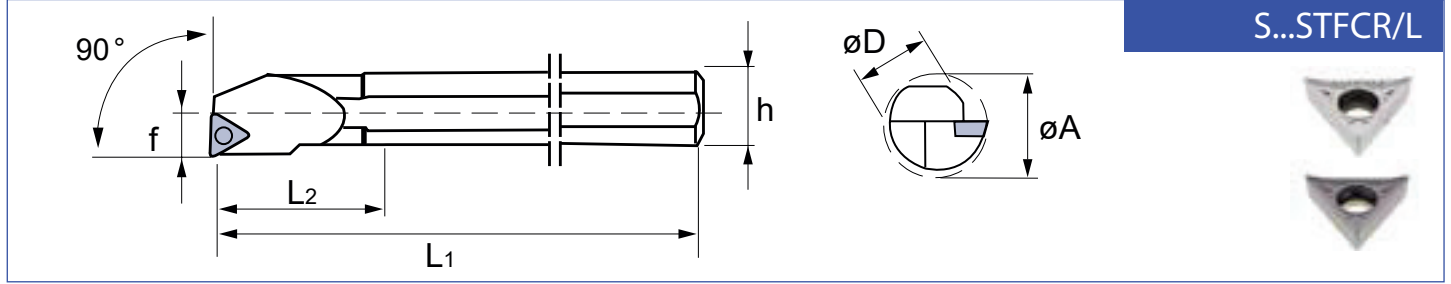
Internal Toolholder - Solid Carbide with internal coolant

E...SDUCR/L



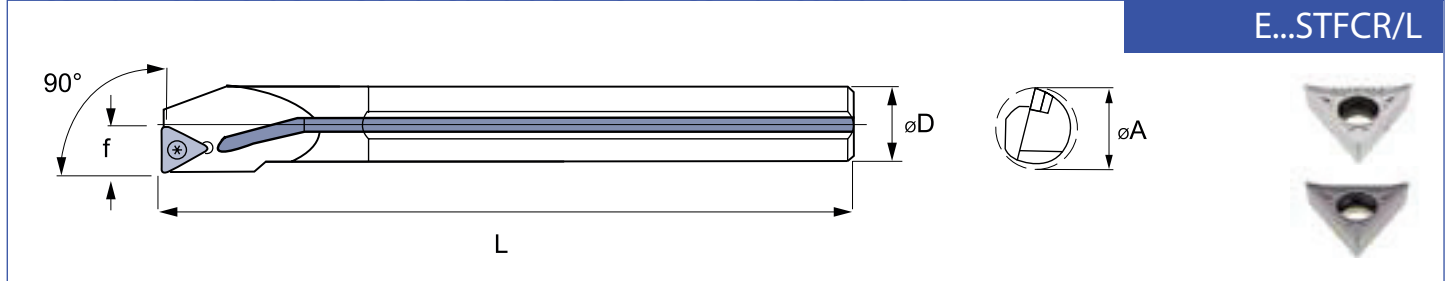
Ordering code	L	f	h	øD	øA	Insert				
E08K SDUCR/L.07	125	6	7,5	8	12	DC..T 0702	-	-	VT2506	CT08
E10M SDUCR/L 07	150	7	9,5	10	13		-	-		
E12Q SDUCR/L 07	180	9	11,5	12	16		-	-		
E16R SDUCR/L 07	200	11	15,5	16	20					
E16R SDUCR/L 11	200	11	15,5	16	20	DC..T 11T3..	-	-	VT35090	CT15
E20S SDUCR/L 11	250	13	19	20	25		-	-		
E25T SDUCR/L 11	300	17	24	25	32		-	-		

Internal Toolholder



Ordering code	L1	L2	f	h	øD	øA	Insert				
S12M STFCR/L 11	150	25	9	11	12	16	TC..T 1102	-	-	FTKA 02565	CT08
S16R STFCR/L 16	200	30	11	15	16	20	TC..T 16T3	-	-	FTKA 03508	CT15
S20S STFCR/L 16	250	35	13	18	20	24		-	-	FTKA 03510	
S25T STFCR/L 16	300	40	17	23	25	31		-	-	FTKA 03510	
S32U STFCR/L 16	350	50	22	30	32	39		-	-	FTKA 03512	

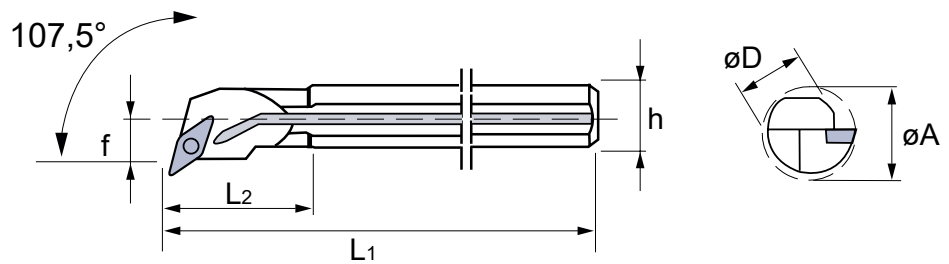
Internal Toolholder - Solid Carbide with internal coolant







Ordering code	L	f	h	øD	øA	Insert				
E10M STFCR/L 09	150	7	9.5	10	13	TC..T 0902..	-	-	VT2205	CT06
E12Q STFCR/L 11	180	8	11.5	12	16	TC..T 1102..	-	-	VT2506	CT08
E16R STFCR/L 16	200	10	15.5	16	20	TC..T 16T3..	-	-	VT35090	CT15
E20S STFCR/L 16	250	12	19	20	24					

Internal Toolholder with internal coolant

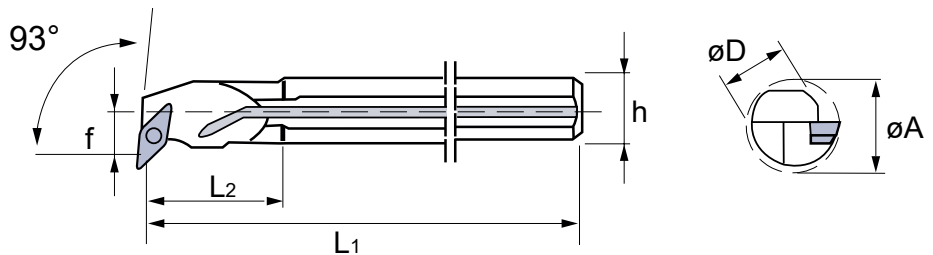
A...SVQCR/L







Ordering code	L1	L2	f	h	øD	øA	Insert				
A16M SVQCR/L 11	150	30	11	15,25	16	20	VCGT 1103...	-	-	FTKA 02565	CT08
A20Q SVQCR/L 11	180	35	13	19,00	20	25	↓	-	-	↓	↓
A25R SVQCR/L 16	200	40	17	24,00	25	32	VCGT 1604...	-	-	FTGA 03512	CT15
A32S SVQCR/L 16	250	45	22	31,00	32	40	↓	SV32S	SHXN 0509 F	↓	↓

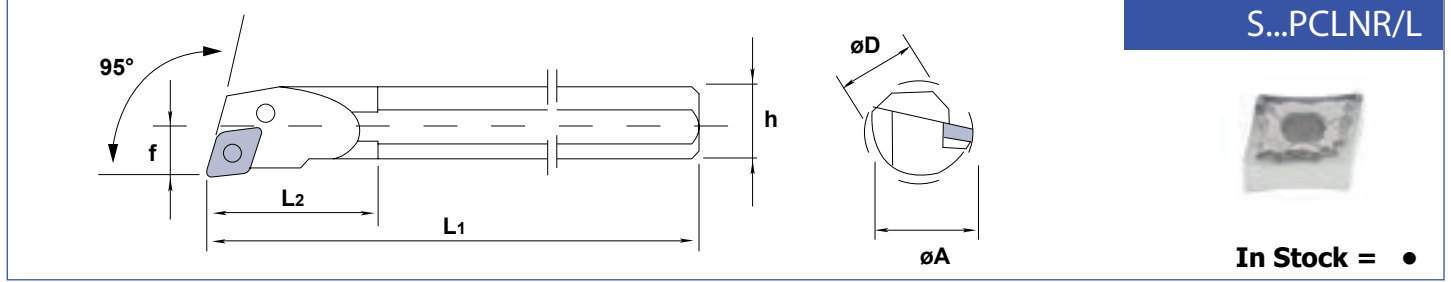
Internal Toolholder with internal coolant

A...SVUCR/L



Ordering code	L1	L2	f	h	øD	øA	Insert				
A16M SVUCR/L 11	150	30	12	15,25	16	21	VCGT 1103...	-	-	FTKA 02565	CT08
A20Q SVUCR/L 11	180	35	13	19,00	20	25	↓	-	-	↓	↓
A25R SVUCR/L 11	200	40	17	24,00	25	32	↓	-	-	↓	↓
A32S SVUCR/L 16	250	45	22	31,00	32	40	VCGT 1604...	SV32S	SHXN 0509 F	FTGA 03512	CT15

Internal Toolholder

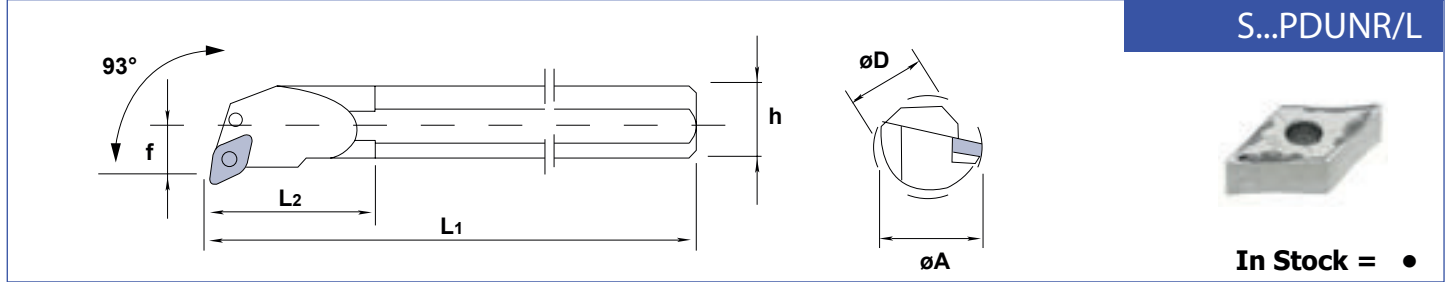


S...PCLNR/L

In Stock = ●

Ordering code	L1	L2	f	h	øD	øA	Insert					
S25T PCLNR/L 12	300	40	17	23	25	31	CNMM/G 1204..	●	●	●	●	●
S32U PCLNR/L 12	350	50	22	30	32	39		●	●	●	●	●
S40V PCLNR/L 12	400	60	27	37	40	48		●	●	●	●	●
S50W PCLNR/L 12	450	65	35	47	50	61		●	●	●	●	●
S50W PCLNR/L 16	450	65	35	47	50	61	CNMM/G 1606..	●	●	●	●	●
S50W PCLNR/L 19	450	65	35	47	50	61	CNMM/G 1906..	●	●	●	●	●

Internal Toolholder



S...PDUNR/L

In Stock = ●

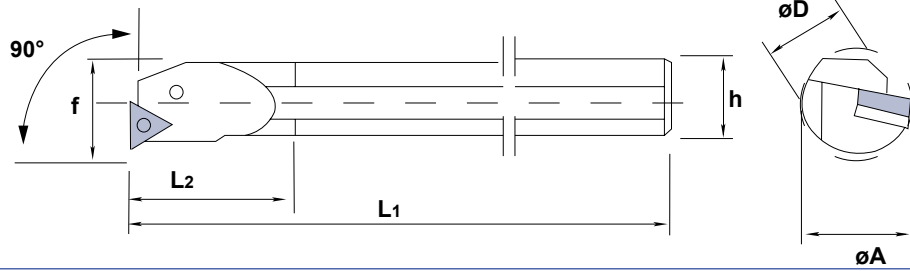
Ordering code	L1	L2	f	h	øD	øA	Insert					
S25T PDUNR/L 11	300	35	17	23	25	32	DNMG 1104..	●	●	●	●	●
S32U PDUNR/L 15	350	50	22	30	32	39	DNMM/G 1506..	●	●	●	●	●
S40V PDUNR/L 15	400	60	27	37	40	48		●	●	●	●	●
S50W PDUNR/L 15	450	65	35	47	50	61		●	●	●	●	●

Internal Toolholder

S...PTFNR/L



In Stock = ●



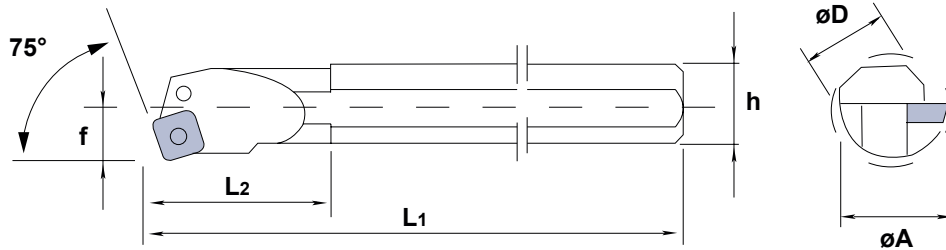
Ordering code	L1	L2	f	h	øD	øA	Insert					
S25T PTFNR/L 16	300	40	17	23	25	31	TNMM/G 1604..	●	●	●	●	●
S32U PTFNR/L 16	350	50	22	30	32	39	↓	●	●	●	●	●
S40V PTFNR/L 22	400	60	27	37	40	48	TNMM/G 2204..	●	●	●	●	●
S50W PTFNR/L 22	450	65	35	47	50	61	↓	●	●	●	●	●

Internal Toolholder

S...PSKNR/L



In Stock = ●



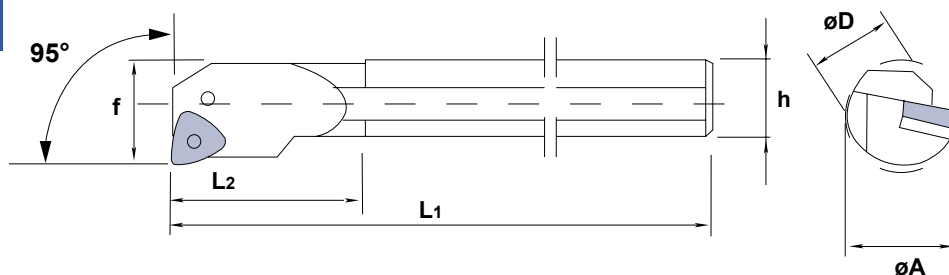
Ordering code	L1	L2	f	h	øD	øA	Insert					
S25T PSKNR/L 12	300	40	17	23	25	31	SNMM/G 1204..	●	●	●	●	●
S32U PSKNR/L 12	350	50	22	30	32	39	↓	●	●	●	●	●
S40V PSKNR/L 12	400	60	27	37	40	48	↓	●	●	●	●	●
S50W PSKNR/L 19	450	65	35	47	50	61	SNMM/G 1906..	●	●	●	●	●

Internal Toolholder

S...PWLNR/L



In Stock = ●



Ordering code	L1	L2	f	h	øD	øA	Insert					
S16R PWLNR/L 06	200	24	11	14	16	20	WNMG 0604..	●	●	●	●	●
S20S PWLNR/L 06	250	36	13	18	20	27	↓	●	●	●	●	●
S25T PWLNR/L 06	300	40	17	23	25	31	↓	●	●	●	●	●
S25T PWLNR/L 08	300	40	17	23	25	31	WNMM/G 0804..	●	●	●	●	●
S32U PWLNR/L 08	350	50	22	30	32	39	↓	●	●	●	●	●
S40V PWLNR/L 08	400	60	27	37	40	48	↓	●	●	●	●	●

Recommended cutting conditions*

ISO insert number	Quality		Feed (mm/rev)		Cutting Speed (mtr/min)		Depth of cut (mm)
	K10	PA40	K10	PA40	K10	PA40	
CCGT 060202	CAP	CA	0.05 ~ 0.15	0.05 ~ 0.10	200 ~ 2500	80 ~ 120	0.3 ~ 2.0
CCGT 060204	CAP	CA	0.10 ~ 0.30	0.10 ~ 0.20	200 ~ 2500	80 ~ 120	0.5 ~ 2.0
CCGT 060208	CAP	CA	0.15 ~ 0.50	0.15 ~ 0.30	200 ~ 2500	80 ~ 120	0.5 ~ 3.5
CCGT 09T302	CAP	CA	0.05 ~ 0.15	0.05 ~ 0.10	200 ~ 2500	80 ~ 120	0.3 ~ 3.5
CCGT 09T304	CAP	CA	0.10 ~ 0.30	0.10 ~ 0.20	200 ~ 2500	80 ~ 120	0.5 ~ 3.5
CCGT 09T308	CAP	CA	0.15 ~ 0.50	0.15 ~ 0.30	200 ~ 2500	80 ~ 120	0.5 ~ 3.5
CCGT 120402	CAP	CA	0.05 ~ 0.15	0.05 ~ 0.10	200 ~ 2500	80 ~ 120	0.3 ~ 5.0
CCGT 120404	CAP	CA	0.10 ~ 0.30	0.10 ~ 0.20	200 ~ 2500	80 ~ 120	0.5 ~ 5.0
CCGT 120408	CAP	CA	0.15 ~ 0.50	0.15 ~ 0.30	200 ~ 2500	80 ~ 120	0.5 ~ 5.0
DCGT 070202	CAP	CA	0.05 ~ 0.15	0.05 ~ 0.10	200 ~ 2500	80 ~ 120	0.3 ~ 2.0
DCGT 070204	CAP	CA	0.10 ~ 0.30	0.10 ~ 0.20	200 ~ 2500	80 ~ 120	0.5 ~ 2.0
DCGT 070208	CAP	CA	0.15 ~ 0.50	0.15 ~ 0.30	200 ~ 2500	80 ~ 120	0.5 ~ 3.5
DCGT 11T302	CAP	CA	0.05 ~ 0.15	0.05 ~ 0.10	200 ~ 2500	80 ~ 120	0.3 ~ 3.5
DCGT 11T304	CAP	CA	0.10 ~ 0.30	0.10 ~ 0.20	200 ~ 2500	80 ~ 120	0.5 ~ 3.5
DCGT 11T308	CAP	CA	0.15 ~ 0.50	0.15 ~ 0.30	200 ~ 2500	80 ~ 120	0.5 ~ 3.5
DCGT 11T312	CAP	CA	0.20 ~ 0.80	0.20 ~ 0.40	200 ~ 2500	80 ~ 120	0.8 ~ 3.5
TCGT 110202	CAP	CA	0.05 ~ 0.15	0.05 ~ 0.10	200 ~ 2500	80 ~ 120	0.3 ~ 3.5
TCGT 110204	CAP	CA	0.10 ~ 0.30	0.10 ~ 0.20	200 ~ 2500	80 ~ 120	0.5 ~ 3.5
TCGT 110208	CAP	CA	0.15 ~ 0.50	0.15 ~ 0.30	200 ~ 2500	80 ~ 120	0.5 ~ 3.5
TCGT 16T302	CAP	CA	0.05 ~ 0.15	0.05 ~ 0.10	200 ~ 2500	80 ~ 120	0.3 ~ 3.5
TCGT 16T304	CAP	CA	0.10 ~ 0.30	0.10 ~ 0.20	200 ~ 2500	80 ~ 120	0.5 ~ 5.0
TCGT 16T308	CAP	CA	0.15 ~ 0.50	0.15 ~ 0.30	200 ~ 2500	80 ~ 120	0.5 ~ 5.0
TCGT 16T312	CAP	CA	0.20 ~ 0.80	0.20 ~ 0.40	200 ~ 2500	80 ~ 120	0.8 ~ 5.0
VCGT 110302	CAP	CA	0.05 ~ 0.15	0.05 ~ 0.10	200 ~ 2500	80 ~ 120	0.3 ~ 2.0
VCGT 110304	CAP	CA	0.10 ~ 0.30	0.10 ~ 0.20	200 ~ 2500	80 ~ 120	0.5 ~ 2.0
VCGT 110308	CAP	CA	0.15 ~ 0.50	0.15 ~ 0.30	200 ~ 2500	80 ~ 120	0.5 ~ 2.0
VCGT 130302	CAP	CA	0.05 ~ 0.15	0.05 ~ 0.10	200 ~ 2500	80 ~ 120	0.3 ~ 2.0
VCGT 130304	CAP	CA	0.10 ~ 0.30	0.10 ~ 0.20	200 ~ 2500	80 ~ 120	0.5 ~ 2.0
VCGT 160402	CAP	CA	0.05 ~ 0.15	0.05 ~ 0.10	200 ~ 2500	80 ~ 120	0.3 ~ 3.0
VCGT 160404	CAP	CA	0.10 ~ 0.30	0.10 ~ 0.20	200 ~ 2500	80 ~ 120	0.5 ~ 3.0
VCGT 160408	CAP	CA	0.15 ~ 0.50	0.15 ~ 0.30	200 ~ 2500	80 ~ 120	0.5 ~ 3.0
VCGT 160412	CAP	CA	0.20 ~ 0.80	0.20 ~ 0.40	200 ~ 2500	80 ~ 120	0.5 ~ 3.0
VCGT 220530	CAP	CA			200 ~ 2500		



• These are indications only

